



Ministry of Higher Education  
and Science

Danish Agency for Science  
and Higher Education

# Erasmus+ Results and Recent Trends

Susanne Suhr Andersen

Danish Agency for Science and Higher Education

[susa@ufm.dk](mailto:susa@ufm.dk)

- Key data from the 1<sup>st</sup> , 2<sup>nd</sup> (and 3<sup>rd</sup> ) year of Erasmus+
- Data on mobility in Medicine
- From focus on implementation to focus on quality and impact
- EMREX-project
- Erasmus+ mid-term evaluation



14,7 B euro 2014-2020

5 M individuals on exchange: study, traineeship, teaching  
ect.

20 % of all students on Erasmus+ exchange in 2020 (EU)

Erasmus+





Ministry of Higher Education  
and Science

---

Danish Agency for Science  
and Higher Education

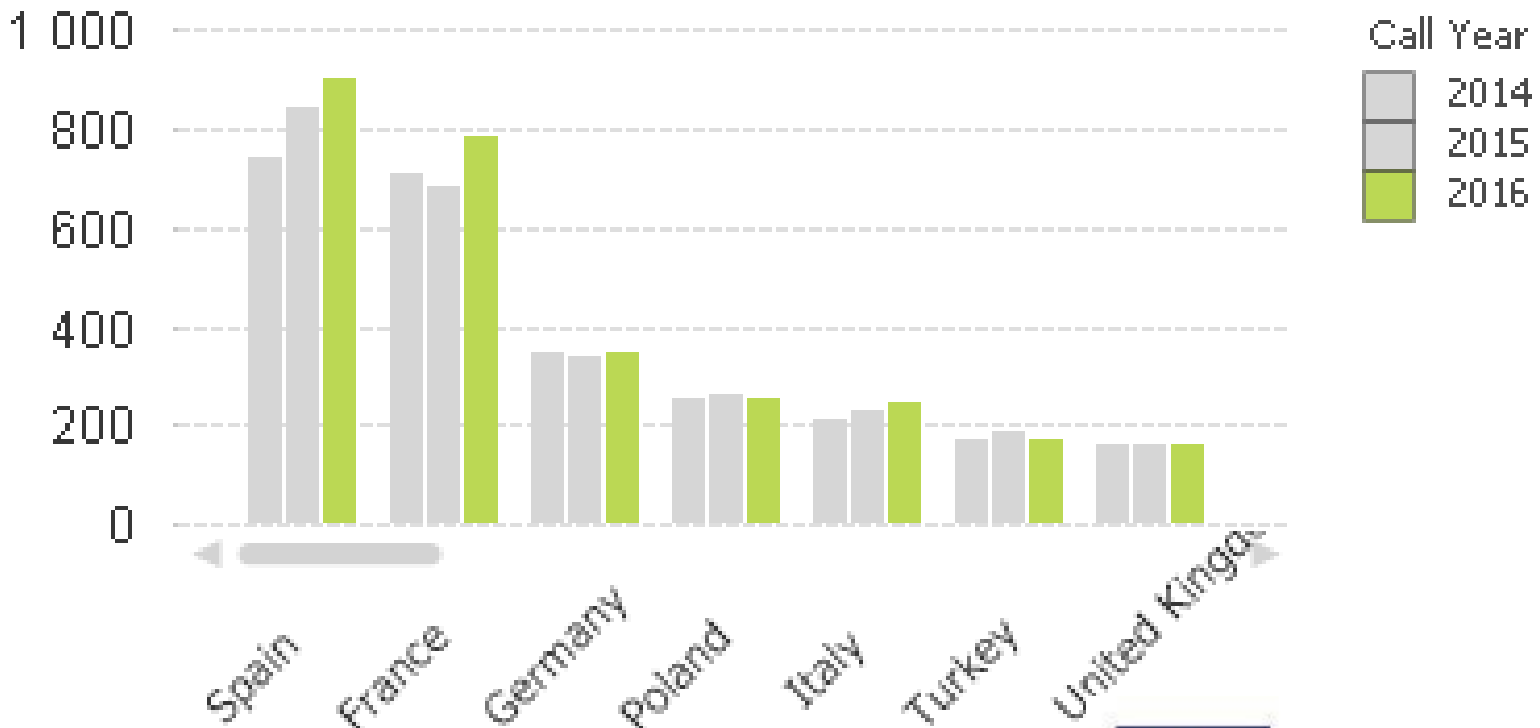
# Key data so far

## Individual mobility

# Number of organisations KA103 per call

- 2014: 3.621
- 2015: 3.731
- 2016: 3.886

### Projects Contracted by Country and Call Year



# Grants allocated: total – average per organisation per call

Grants euro	2014	2015	2016
Total	601 M	587 M	626 M
Avarage	165 854	157 217	161 181

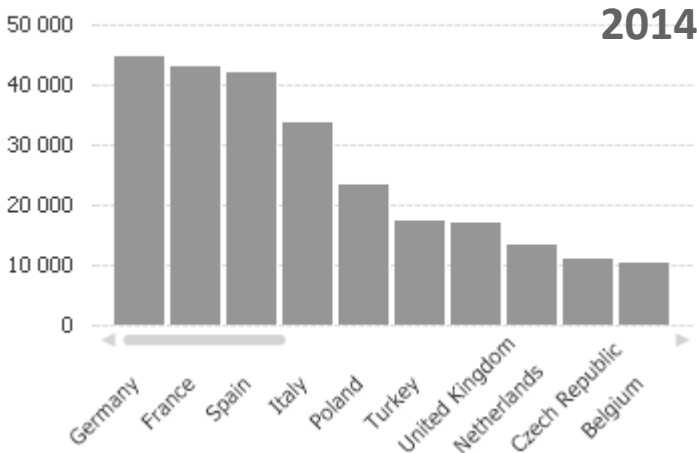
## Increase in Budget 2018, 2019 & 2020

Expected	2018	2019	2020
(DK- KA103)	7.2 %	10.1 %	12.3 %

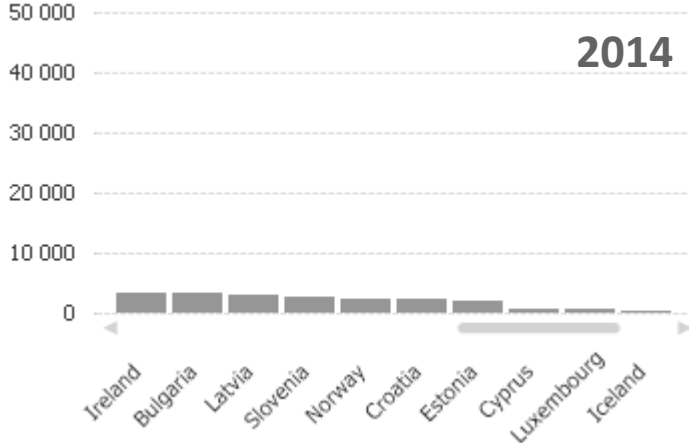
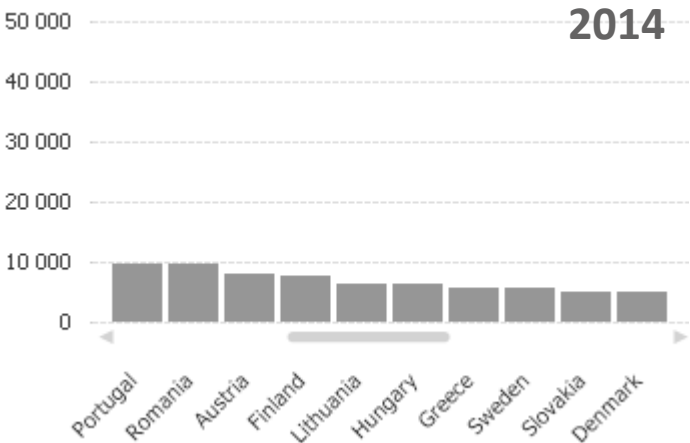
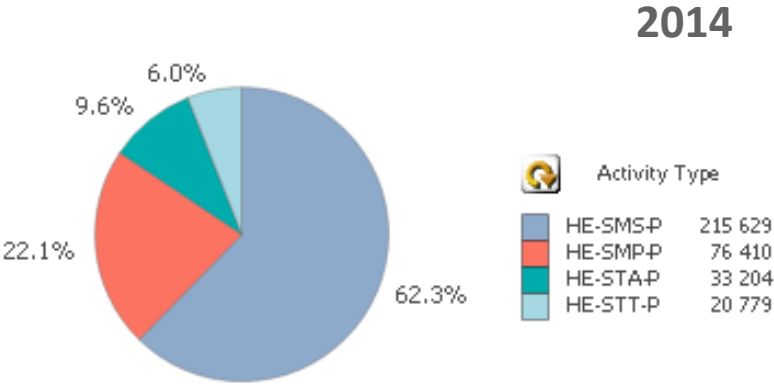
# Participants per call

## Numbers

- 2014: 346 022
- 2015: 360 838
- 2016: -



Participants by Action Type





Ministry of Higher Education  
and Science

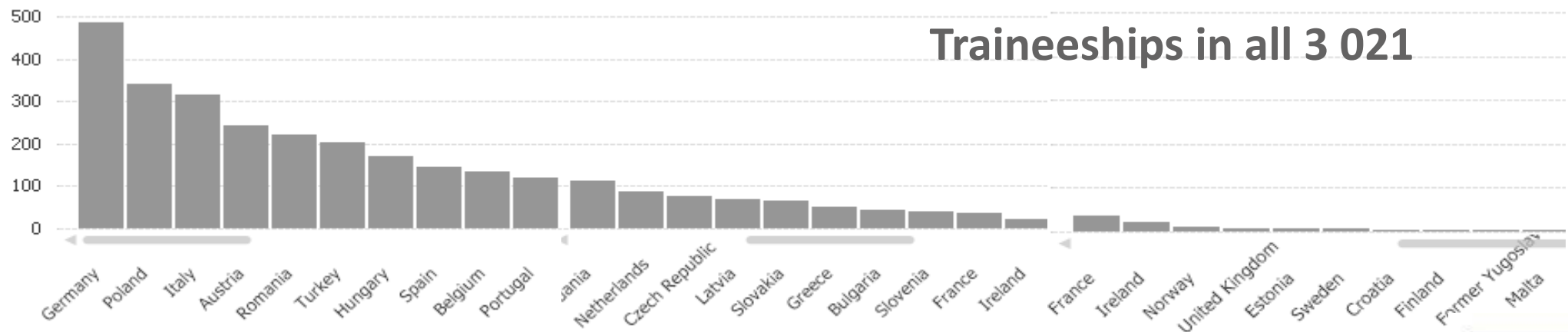
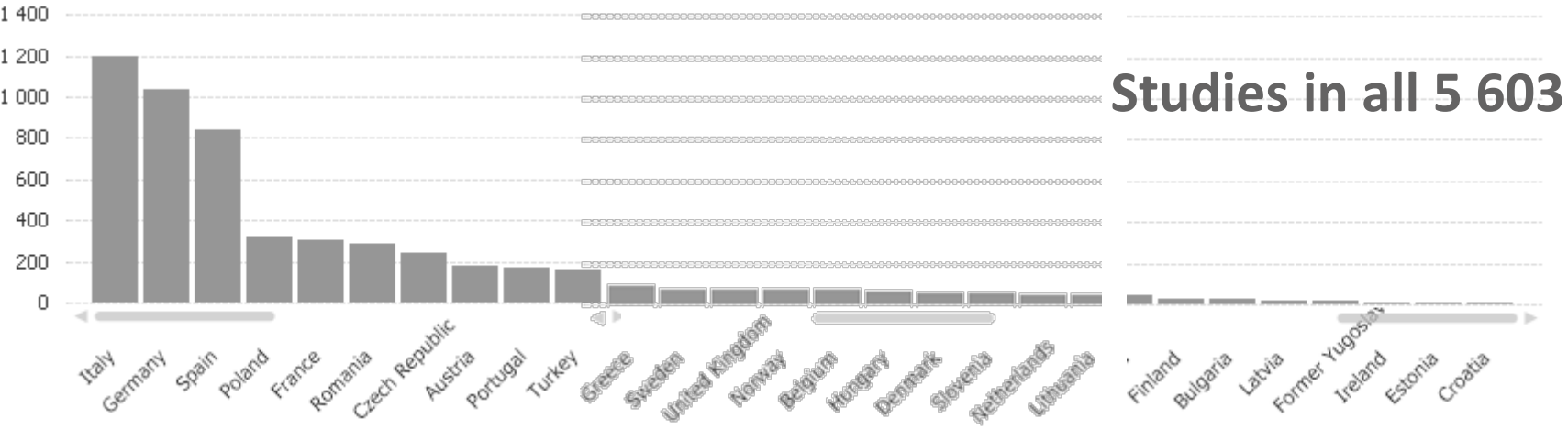
—  
Danish Agency for Science  
and Higher Education

# Data on mobility in Medicine



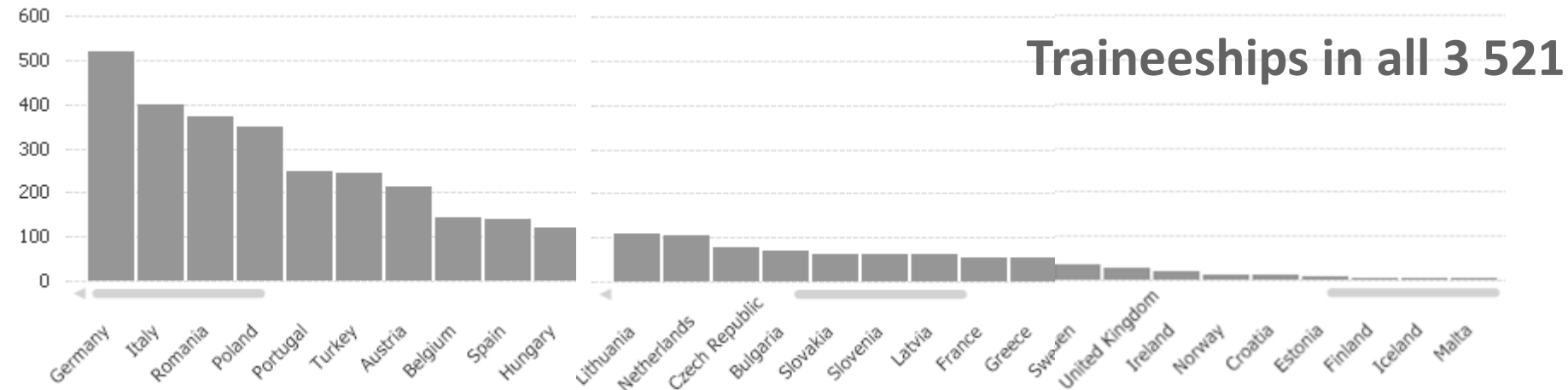
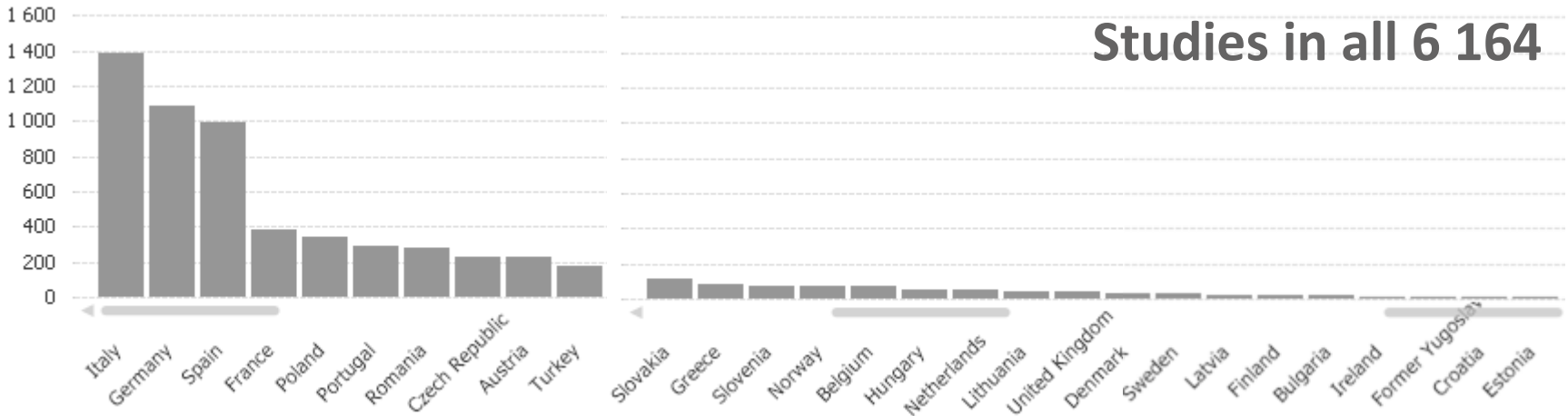
# Mobility in Medicine 2014

## Participant per country (source Mobility Tool)



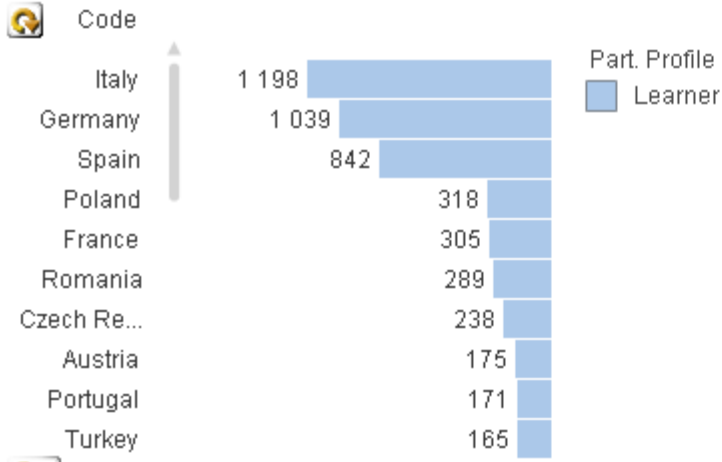
# Mobility in Medicine 2015

## Participant per country (source Mobility Tool)

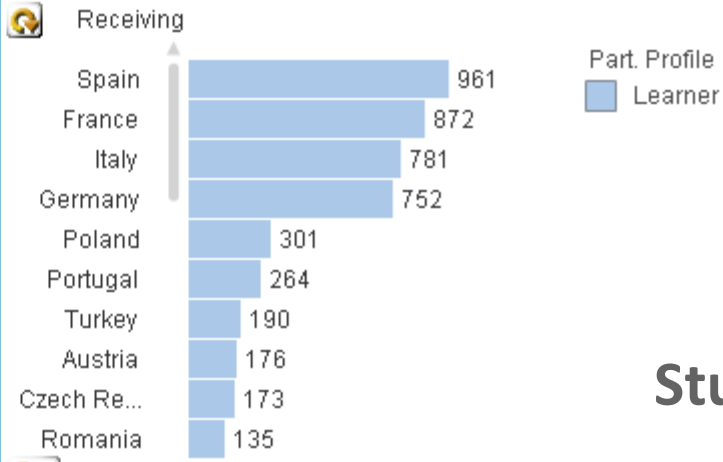


# Mobility flows in medicine 2014 (MT)

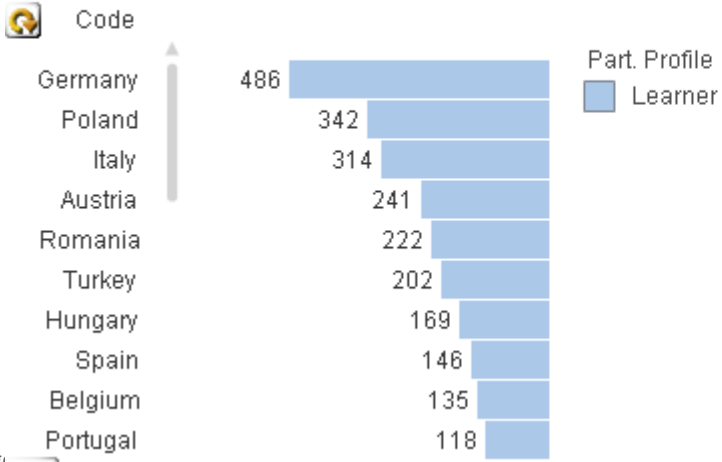
### Participants by Sending Country (5 603 Participants, 28 Countries)



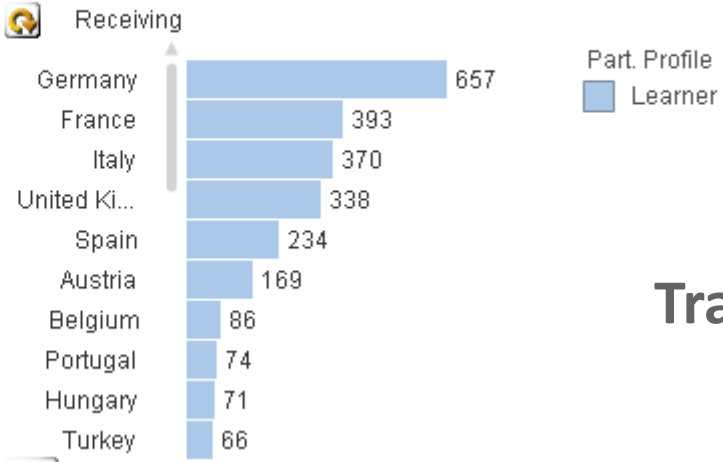
### Participants by Receiving Country (5 603 Participants, 28 Countries)



### Participants by Sending Country (3 021 Participants, 28 Countries)



### Participants by Receiving Country (3 021 Participants, 30 Countries)

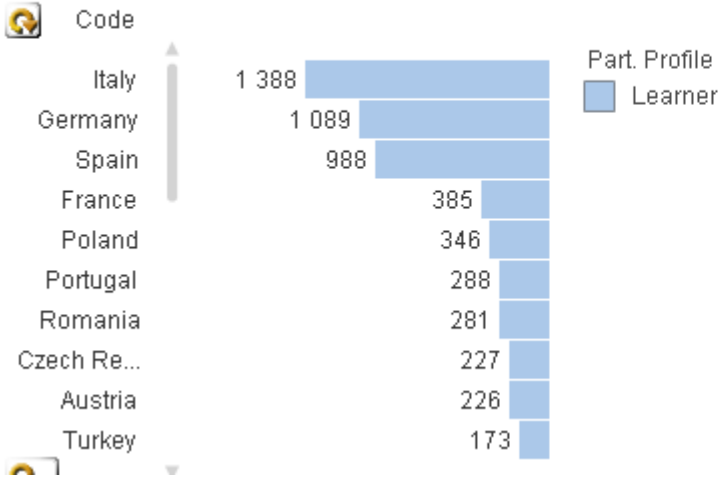


Studies

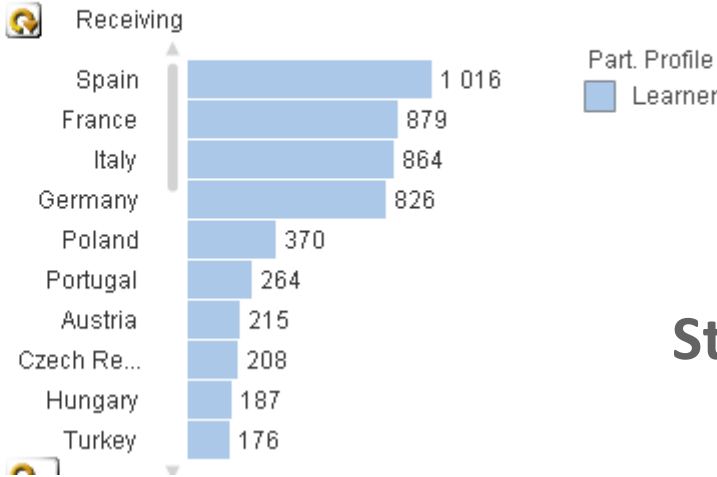
Traineeships

# Mobility flows in medicine 2015 (MT)

### Participants by Sending Country (6 164 Participants, 28 Countries)

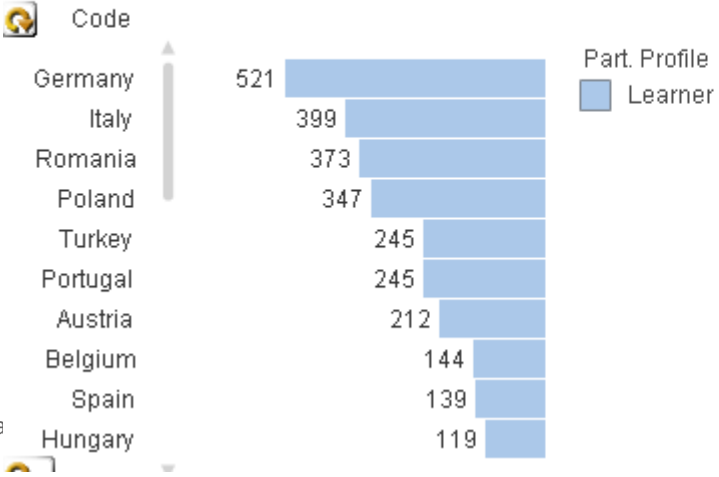


### Participants by Receiving Country (6 164 Participants, 30 Countries)

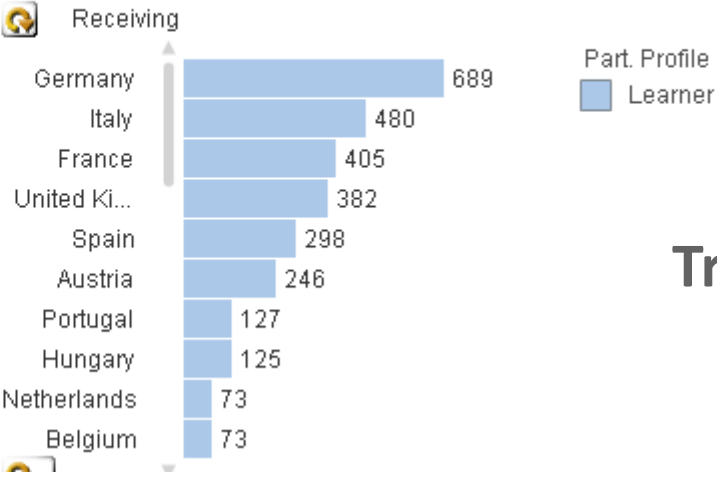


Studies

### Participants by Sending Country (3 521 Participants, 28 Countries)



### Participants by Receiving Country (3 521 Participants, 31 Countries)



Traineeships



Ministry of Higher Education  
and Science

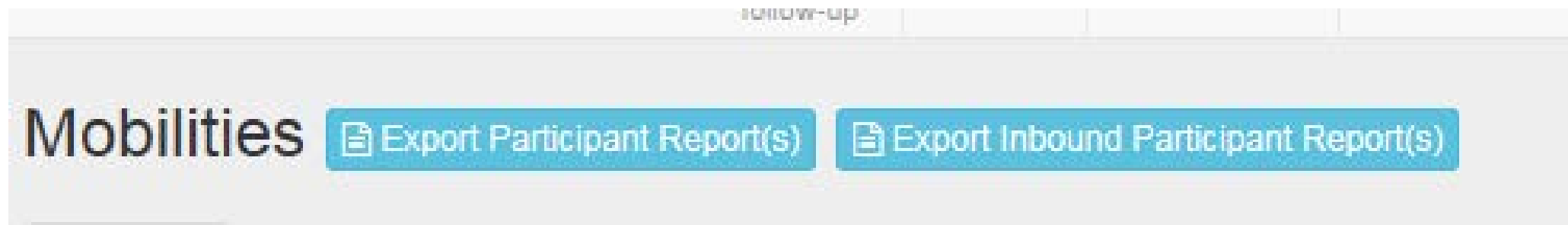
---

Danish Agency for Science  
and Higher Education

# ECHE as a quality framework for mobility

# Quality in mobilities

- The pressure points in the ECHE-monitoring
  - recognition
  - course catalogues
  - information on grading systems and grade conversion
- Mobility Tool, participant reports and Final Reports are useful tool in monitoring the of the quality for both NA's and ECHE-holders.



# New Survey on recognition from 2016

- When filling the **standard participant report**, if the student reports that the process of recognition is not finalised, he/she will not be asked to complete the recognition part (he will not be able to see it). The student will receive the part on the recognition process in a separate **Participant Report on Recognition**, one month after the mobility has ended. There will be no deadline for submitting this report that can be completed any time after the recognition process is finalised. The final beneficiary report for the 2016 call will include a section using answers to questions from the standard Participant Reports and from the "Participant reports on Recognition" that were submitted by the time of the **final beneficiary report** submission.

Mobility for Kay Enja	Mobility ✓	Participant ✓	From / To ✓	Duration ✓	Budget ✓
PARTICIPANT					
Participant Data	Participant Report ✓	Recognition of Learning Outcomes (1 max. 1)	Recognition report ✓		

# Mid-term evaluation Erasmus+





# Mid-term evaluation

Survey on EU-level

Surveys on National levels

- Responsibility of National Authorities

In Denmark it is decided to:

- impact analysis on employability of Erasmus student since 2007
- a survey amongst beneficiaries

furthermore:

- National report on implementation and impact
- National position paper towards a new programme period



# Some selected recommendations shared by the Nordic countries, preliminary

- A continuation of the current structure of the programme – 3 Key Actions
- Continued focus on European added value
- Mobility as a core activity
- Increased budget flexibility
- Simplified and streamlined procedures
- More digitalisation

