



Erasmus+

AGENZIA
NAZIONALE
INDIRE



ANG
AGENZIA
NAZIONALE
PER I GIOVANI

INDIRE
ISTITUTO
NAZIONALE
DOCUMENTAZIONE
INNOVAZIONE
RICERCA EDUCATIVA



ISFOL
ISTITUTO PER LO SVILUPPO DELLA
FORMAZIONE PROFESSIONALE
DEL LAVORATORE



Erasmus+



Ministero dell'Istruzione,
dell'Università e della Ricerca



Ministero del Lavoro
e delle Politiche Sociali



Presidenza del Consiglio dei Ministri
DIPARTIMENTO DELLA GIOVENTÙ E DEL SERVIZIO CIVILE NAZIONALE

Erasmus traineeship mobility: some data on Medical Area



Valeria Biggi

v.biggi@indire.it



AGENZIA
NAZIONALE
INDIRE

ECTS Medicine Association-annual meeting May 20th 2016



INDIRE ISTITUTO
NAZIONALE
DOCUMENTAZIONE
INNOVAZIONE
RICERCA EDUCATIVA



ERASMUS+ PROGRAMME Higher Education

2011: a revision to ISCED (International Standard Classification of Education) was formally adopted by UNESCO Member States

2012: a review took place with the view to establishing an independent but related classification called the ISCED Fields of Education and Training

2013: new classification on Education adopted in November 2013



ERASMUS+ PROGRAMME Higher Education 2013 ISCED CLASSIFICATION

MEDICAL AREA identified by classification nr. 91 «HEALTH»

09	Health and welfare
091	Health
0910	Health, not further defined
0911	Dental studies
0912	Medicine
0913	Nursing and midwifery
0914	Medical diagnostic and treatment technology
0915	Therapy and rehabilitation
0916	Pharmacy
0917	Traditional and complementary medicine and therapy
0919	Health, not elsewhere classified

ERASMUS+ PROGRAMME Higher Education

MEDICAL AREA national data a. y. 2014/2015

Classification Nr	Description	Traineeship	Study	Erasmus student mobility (Total)
9	Health and welfare	6	66	72
91	Health	60	189	249
910	Health, not further defined	3	3	6
911	Dental studies	11	47	58
912	Medicine	311	1198	1509
913	Nursing and midwifery	58	169	227
914	Medical diagnostic and treatment technology	18	32	50
915	Therapy and rehabilitation	34	80	114
916	Pharmacy	152	366	518
917	Traditional and complementary medicine and therapy	2		2
919	Health, not elsewhere classified	20	6	26
Total		675	2156	2831



2014/2015 Traineeship on medical area: 24% on the Italian Erasmus student mobility (medical area)

Data from 3 main Italian Universities

Study mobility on MEDICAL AREA
a.y. 2014/2015




Classification Nr	Description	University of Bologna	University of Padova	University «Sapienza» of Rome	Total
9	Health and welfare				
91	Health		30		30
911	Dental studies		1	1	2
912	Medicine	76	69	97	242
913	Nursing and midwifery	20	26	12	58
914	Medical diagnostic and treatment technology	6	14		20
915	Therapy and rehabilitation	3		13	16
916	Pharmacy	22	33	7	62
919	Health, not elsewhere classified	2			2
Total		129	173	130	432

Traineeship mobility on MEDICAL AREA
a.y. 2014/2015

Classification Nr	Description	University of Bologna	University of Padova	University Sapienza of Rome	Total
9	Health and welfare			2	2
91	Health		3	1	4
911	Dental studies				
912	Medicine	20	15	10	45
913	Nursing and midwifery	3		1	4
914	Medical diagnostic and treatment technology		2		2
915	Therapy and rehabilitation	1	1		2
916	Pharmacy	7	7	8	22
919	Health, not elsewhere classified	10			10
Total		41	28	22	91

ERASMUS+ PROGRAMME - Higher Education 2014/2015

AMONG THE 3 MAIN ITALIAN HIGHER EDUCATION INSTITUTIONS

Bologna (MEDICAL AREA)		24% of Erasmus+ traineeship mobility on total mobility
Padova (MEDICAL AREA)		14% of Erasmus+ traineeship mobility on total mobility
Roma «Sapienza» (MEDICAL AREA)	 SAPIENZA UNIVERSITÀ DI ROMA	14,5% of Erasmus+ traineeship mobility on total mobility

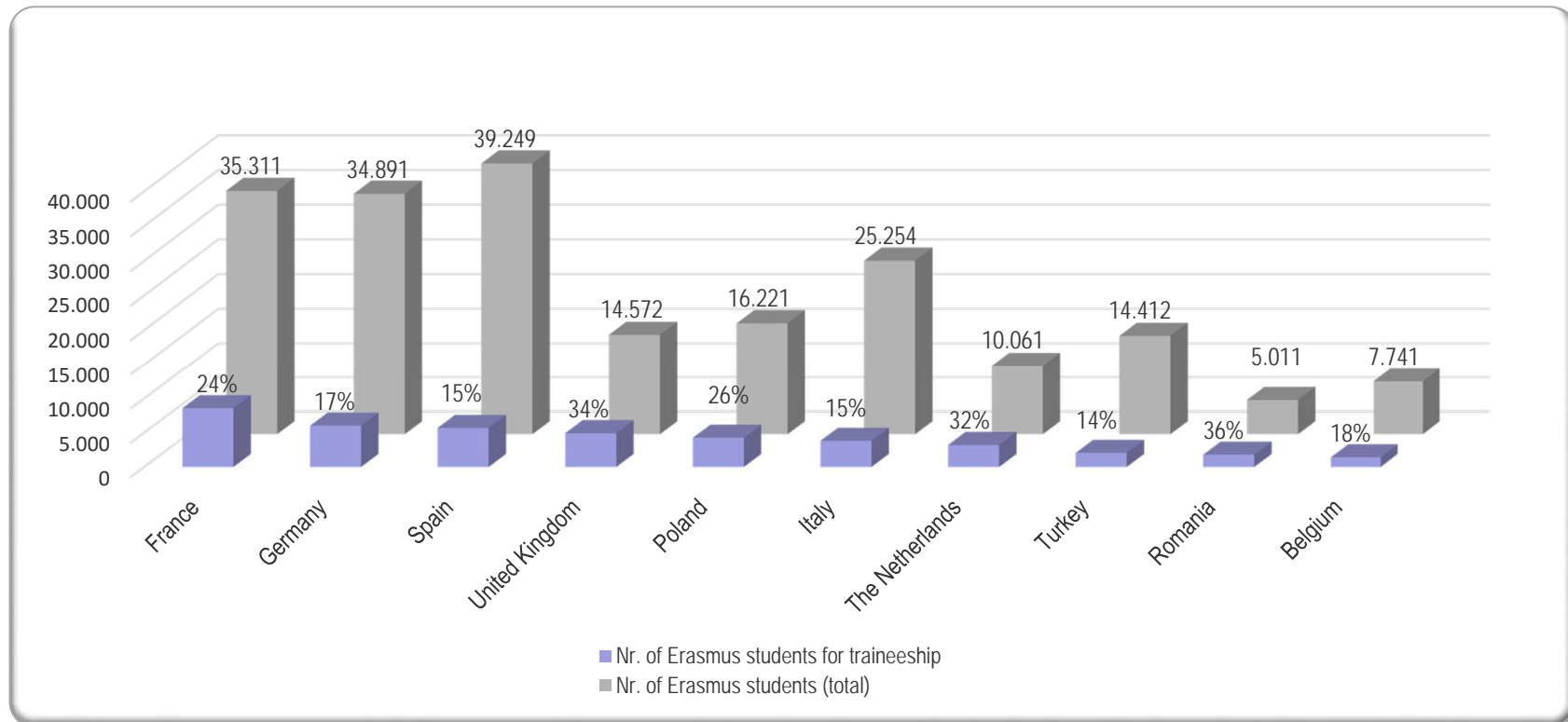


In 2014/2015 *University of Bologna* the highest % of the Erasmus traineeship mobility on medical area

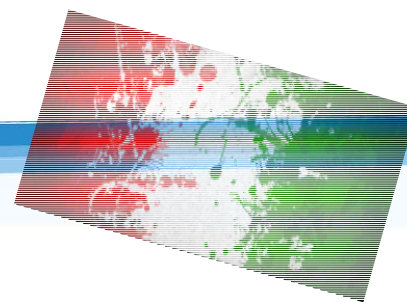
IMPACT OF THE ERASMUS TRAINEESHIP MOBILITY ON THE ERASMUS STUDENT MOBILITY:

TOP 10 EUROPEAN COUNTRIES

(Data from «I quaderni del Lifelong Learning Programme» nr. 25 a.y. 2012/2013)



ITALY: nr. 6th in ranking after FRANCE, GERMANY, SPAIN, UNITED KINGDOM, POLAND



NR. OF ITALIAN ERASMUS STUDENTS FOR TRINEESHIP COMPARED TO THE NR. OF THE ITALIAN ERASMUS STUDENTS FROM 2007 TO 2015.

Academic year	Nr Italian Erasmus students (a)	Including Erasmus mobility traineeship (b)	Erasmus mobility traineeship rate (b/a)
a.a. 2007/2008	18.364	802	4,40%
a.a. 2008/2009	19.414	1.660	8,60%
a.a. 2009/2010	21.039	1.921	9,10%
a.a. 2010/2011	22.031	2.258	10,20%
a.a. 2011/2012	23.377	2.973	12,70%
a.a. 2012/2013	25.224	3.813	15,10%
a.a. 2013/2014	26.335	4.444	16,80%
a.a. 2014/2015	30.875	6.400	20,70%

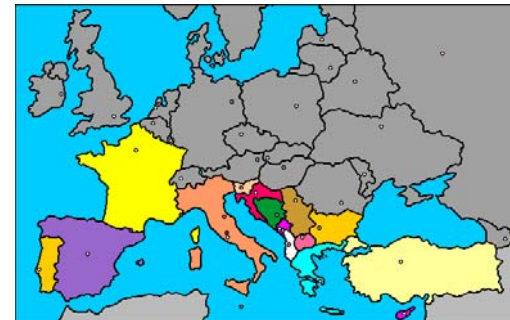
ITALY: in 2014/2015 +44% Erasmus traineeship mobility compared to 2013/2014

AND FINALLY...

“The Erasmus Impact Study Regional Analysis (2014)” by EC

(...) “Work placements seem to have a particularly direct positive impact on finding a job, with one in three Erasmus students on average **offered a position by their host company**.”

*In **Southern Europe***, this share even goes up to almost one in two students, with **Italy** (51%) and Portugal (47%) at the top.



Have a nice Erasmus traineeship mobility!

